



Paint Effects

Cashmere



**Velvet-like
Luxurious
Effect**

Cashmere

Decorative Effect for Interior Walls
Creating a Velvet-like Luxurious
Finish in a Range of Metallic Shades



Pearl Based Shades



426CP Chashmere Sweetness



427CP Floral Touch



428CP Tender Rose



429CP Royal Purple



422CP Blushing Silk




423CP Refined Velvet



420CP Golden Silk



421CP Golden Velvet



419CP Jade Charm



418CP Antique Velvet



425CP Tanned Silk



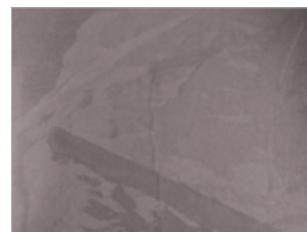
424CP Tender Silk



415CP Heavenly Velvet




414CP Royal Blue



417CP Dark Kashmir



416CP Cloudy Horizon



410CP Pure Kashmir




411CP Magic Silk



412CP Mysterious Violet



413CP Enchanted Lavender



Example Application: Cashmere in the shade of 412CP

Shades Based on Silvery Black



610CB Black Velvet



611CB Magic Sky



612CB Royal Velvet



613CB Rich Velvet

Shades Based on a Golden Base



510CG Pure Gold



515CG Golden Texture



512CG Tanned Gold



511CG Oriental Gold



513CG Oriental Green




514CG Golden Copper





Cashmere Application Method:



Stage 1

Verify that the wall is clean and smooth. To obtain a perfectly smooth wall, apply a coat of Magic Bond and then a coat of Bondrol Super. Allow to dry and apply a coat of Supercryl Matt in the nearest shade to the Kashmir shade you chose.



Stage 2

Dip a 3" or a 4" brush in the Kashmir paint and apply a small amount of paint on the wall in crisscross movements.



Stage 3

After the coat is applied, smooth the Kashmir with a trowel, in long movements. Note areas on which a large amount of paint is loaded. If the paint tends to drip, continue leveling the paint coat. May be applied with a roller or a brush.



It is recommended to read the technical sheet of the product at Tambour website www.tambourpaints.com

www.tambourpaints.com

Tambour Ltd., P.O. Box 8488, Netania South Industrial Zone 42504.



Low VOC

Tambour encourages green building

Tambour offers a wide range of products for walls, wood and metal, displaying the green label of the Standards Institute



YOUR IMAGINATION...OUR PAINT.

